



REARING LAMBS OR KIDS





REARING LAMBS OR KIDS



Introduction

This booklet has been written to act as a briefing for judges and competitors so that uniform standards are applied for School Pet Days and Group Day.

This activity provides a link between school and home and between school and community.

It helps to develop in the child an understanding and love for animals as well as self-reliance and resource in carrying out a chosen task.

The learning outcomes should enable the child to:

- Rear a pet lamb/kid successfully
- Learn the daily and weekly requirements for caring for a lamb/kid
- Train and prepare a pet lamb/kid for their School Pet Day
- Identify scouring and footrot and know what action to take if they develop
- Describe a number of behavioral traits characteristic of lambs/ kids
- Observe when a lamb/kid has had enough to drink
- Devise a way of measuring the weekly growth of a lamb/kid – height, length and weight Keep these measurement on a graph if able to do so
- Discuss orally the activities associated with rearing a lamb/kid

Materials Required

Anlamb or whole milk powder
Bottle with teat
Brush
Facecloth
Hay
Lamb enclosure
Lead
Practice ring
Rope/Collar
Shelter provided with hay
Drinking water

Attitudes

- The students display a responsible attitude in carrying out the tasks associated with caring for a farm animal.

Activities

- Discuss how to care for a newly born lamb/kid. If the lamb/kid is in poor condition, the first task is to make it warm. It is a good idea to place it in a sack lined box. If the lamb/kid is cold and wet, give it a reasonably warm bath and rub briskly with a towel until dry
- Give the lamb/kid a name
- Make a shelter for the lamb/kid. Prepare a pen with a shelter in it in a sunny position free from draughts. Discuss the reasons for providing a shelter. Place hay in the shelter and replace it when it becomes dirty. Newspaper may be substituted for bedding and it can be burnt as required

Feeding the Lamb/Kid

- A newly born lamb/kid must have its mother's milk (Colostrum) or a homemade mixture of colostrum for 4 days. The following is a good lamb mix recipe:

1 litre of warm cow's milk or dried milk

1 egg beaten lightly

1 small teaspoon cod liver oil (castor oil can be used in the 1st bottle)

Or milk powder especially for lambs can be purchased.

- After 4 days feed four times a day for the first fortnight using four parts of milk to one part of water
- As the lamb/kid grows bigger and gets older provide more milk while reducing the feed times to three up to the age of one month
- Continue feeding until the lamb/kid is able to eat sufficient grass. Usually it is necessary to provide two feeds daily up to the age of 12 weeks
- Keep bottle and teats clean, as dirty equipment will cause scouring

Daily Care

- Feed the lamb/kid regularly. Observe when it has had enough – the flanks become level with the sides. Never allow it to have a bloated look
- Brush daily and use a damp cloth to clean around its face, under the legs on each flank and inside the ears
- Check the lamb/kid shelter for cleanliness
- Wash the feeding bottle and teat after every meal
- Soon the lamb/kid will need a tether with a secure stake, which can be shifted from time to time. Initially the tether needs to be short
- Take the lamb/kid for a walk using a collar and lead with a snap hook on one end

Weekly Care

- Don't bath the lamb/kid. Soap and detergent remove the natural grease and water repellent quality of wool. The lamb/kid could contract pneumonia
- Lengthen the tether as the lamb/kid gets used to it
- Loosen the collar gradually as the lamb/kid grows
- Watch for scouring (diarrhea). This attracts flies and if the lamb should become flyblown it could have to be destroyed. Consult a Vet without delay
- Have lambs docked by a sheep farmer or vet. It needs an anti-tetanus injection when docked especially if a ring is used
- If the lamb/kid limps or kneels down to eat it may have footrot, a bacterial disease. Obtain help to cut it out or contact a Vet for a spray to cure it
- Drench for worms and check for lice and keds

PREPARING A LAMB FOR PET OR GROUP DAY

Commence training the lamb from an early age. Make some time each day to play with the calf and caress it. Talk to it quietly when feeding and playing with it.

- Lambs and kids must be born between **20th July and 25th September**
- No washing or artificial bleaching of lambs or kids. Dagging permitted. Spot sponging allowed on the day
- Animals only to be fed tidbits and bottles whilst tethered and in the designated area (tidbits and bottles **MUST NOT** be brought to the competition rings)
- Lambs and kids must only wear collars – no harnesses are permitted

Any evidence of any of the above mentioned will lead to elimination from Group Day

Rearing

This section of a lamb/kid project is usually assessed at pet day under the following headings:

Care

Cleanliness

Condition

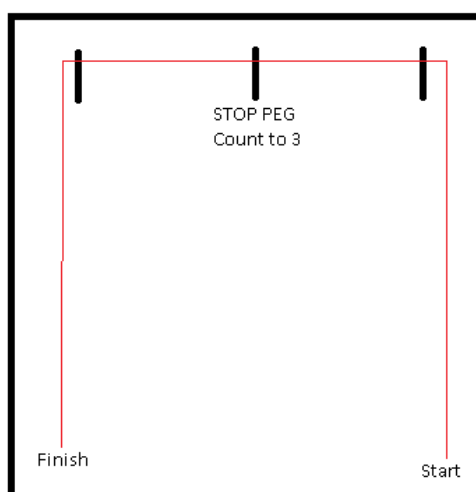
- Have a name for the lamb/kid and know its birthday and breed
- On the day be prepared to discuss various rearing activities
- Make sure your lamb/kid's ears, face, legs, hooves, flanks and under stomach are clean for pet day. Brush it well

When setting up the rings for a school field day, provide scrim or sacking surrounds to reduce distractions for lambs. The leading ring is sometimes 20m x 20m for group day and 12m x 12m for the local school pet day.

Leading

The event is to assess the co-ordination and co-operation of the child and the lamb/kid

- Daily practice can result in a perfect lead at the school on pet day
- Lead the lamb/kid anti clockwise round the ring stopping at the stop peg to count 1,2,3 before moving on
- Walk at the same pace as the lamb/kid, walk upright and keep to a straight line. Lamb/kids and child need to move in tandem with right/ left legs in line
- Steer the lamb/kid by moving the hand that is holding the lead to the left or right. Make sure the lead from the rope/collar around its neck is not too tight or too loose
- All control should be exercised by the right hand on the lead. **DON'T DRAG YOUR LAMB/KID**
- The right hand should grip the rope palm upwards
- The left hand should grip the rope, knuckles upwards, leaving a loop of slack rope between the hands
- There should remain only about 30-45cm of tail end of the rope hanging free from the left hand. **NO LOOP OR TRAILING ENDS**

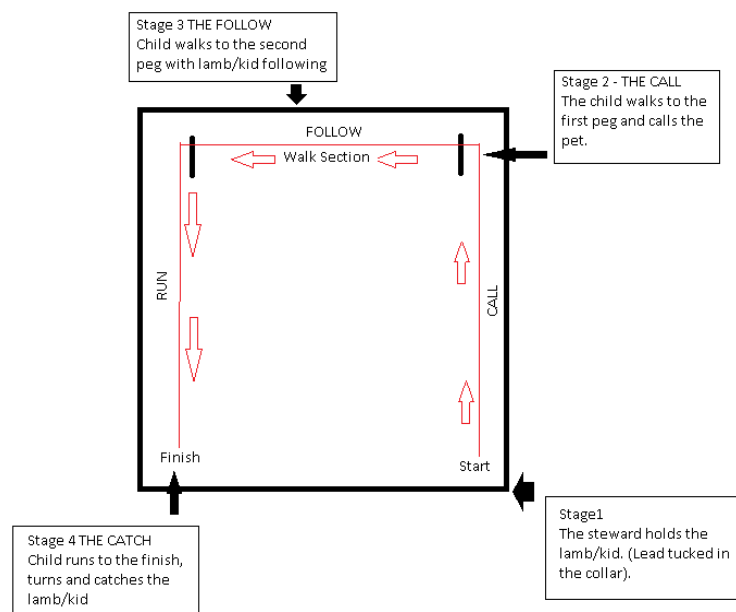


The following actions will be penalized

- Releasing the right hand grip on the rope at any time
- Touching the lamb with the hand during the competition
- Hitting the lamb with anything
- Jerking on the lead

Call and Follow

- To train the lamb/kid to call, stand some distance from it with a bottle of milk held behind your back. Call it by name. When it comes, give it a gentle pat and feed it. By the time of the school pet day the lamb/kid should come when called, even if you don't have the bottle of milk in your hand
- Practice over and over again around the same kind of ring as will be used for the school pet day
- Have someone hold the lamb/kid. Move to the first peg and call it. When it comes, you may make contact (optional)
- Walk to the next corner peg with the lamb/kid following close behind
- Run along to the next peg with the lamb/kid running behind. Practice catching the lamb/kid quietly near the ring exit



NB: These three stages can be taught by giving the lamb/kid a drink at each stage while it is young. When it gets older, give it a drink at the finish only and then gradually dispense with the drink altogether.

Some questions you may be asked

- What is your Lamb/Kid name?
- What do you feed it on?
- How much do you give it to eat (drink)?
- How often do you feed it?
- Who feeds it when you are not there?
- How have you changed its food as it has grown up?
- What happens if it has too much to eat?
- Where do you keep your lamb/kid during the day?
- Where do you keep your lamb/kid at night?
- How old is your lamb/kid
- When was it born?
- What breed is it?
- Do you know some other breeds of sheep/goats?
- What is your breed best suited for?
- How have you trained your lamb/kid to lead?
- How have you trained your lamb/kid to come and to follow you?
- Name various parts of your lamb/kid's body?
- What disease/pests can your pet get and how do you stop the problem?
- How do you keep your lamb/kid clean?



NOTE TO JUDGES

NO concessions to be made for children's age in championship events.

It is the school's job to ensure that all children competing are made aware of the rules and guidelines.

